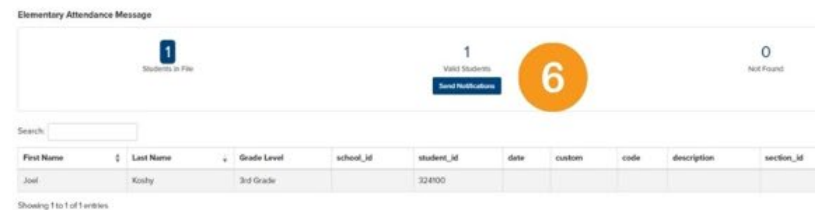
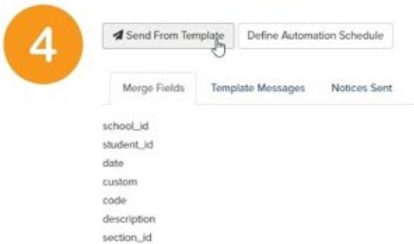
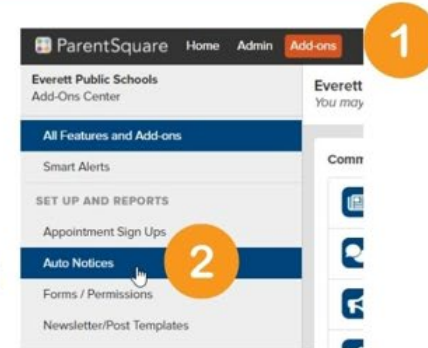




Attendance Notices

22

1. Click Add-ons
2. Click on Auto Notices
3. Click on title of notice you'd like to send
4. Click on Send from Template
5. Select Files to Upload, select CVC file and then Upload
6. Then review and click Send Notification



One thing to note is that the system will send a Text, and if it goes through, it will not send a voicemail. But if the text does not go through, it will send a voicemail.

